

ESCOLA MUNICIPAL DO CAMPO SANTO ANTÔNIO

Educação Infantil e Ensino Fundamental Anos Iniciais

Sertãozinho, S/Nº Fone: (45) 991029591

E-mail: escolarural@hotmail.com

CAMPO BONITO

CEP: 85.450-000

PARANÁ

INFANTIL V – ATIVIDADES REMOTAS - AVALIAÇÃO

PROFESSORA REGENTE: ELZA APARECIDA BETIM GUERRA

ALUNO: _____

DATA: 31/07/20

ASSISTIR O VÍDEO INFANTIL REFERENTE A LETRA M.

Letra M - Os Pequerruchos Almanaque



<https://youtu.be/H-lfAZGpPtQ>

- CIRCULE E PINTE OS NOMES DOS ALUNOS QUE POSSUEM A LETRA **M**:

DAVI

ESTEVÃO

GABRIEL

GLEICE

YASMIN GABRIELY

ISABELLE MARIA

MARIA CLARA

MARIA CLARA





PEDRO HENRIQUE

PREENCHA A LINHA COM A LETRA M

M _____

M _____




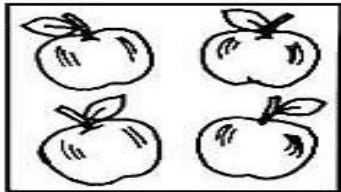

CONHEÇA E PINTE A LETRA:













PINTE SOMENTE A LETRA **M** NA POSIÇÃO CERTA:



- LIGUE AS FRUTAS NO NUMERAL CORRESPONDENTE:



- PINTE A QUANTIDADE INDICADA DE ANIMAIS PELO NÚMERO DE DEDOS

AS VOGAIS

1-ESCREVA A LETRA INICIAL DO NOME DE CADA DESENHO.



🌈 VAMOS DESCOBRIR DE QUEM É CADA SOMBRA? LIGUE CADA ANIMAL À SUA SOMBRA.



ASSISTIR O VIDEO DA MÚSICA REI DA FLORESTA



<https://youtu.be/qbLRNSBs5PU>

- MARQUE UM X NO DESENHO CERTO:
QUEM É O REI DA FLORESTA?



QUANDO O ELEFANTE ESPIRRA A ÁGUA PRA FORA, PARECE O QUE?



QUE COR É O MACACO DA CANÇÃO?





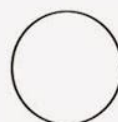
QUAL O ANIMAL QUE ESTAVA VOANDO TODA COLORIDA?



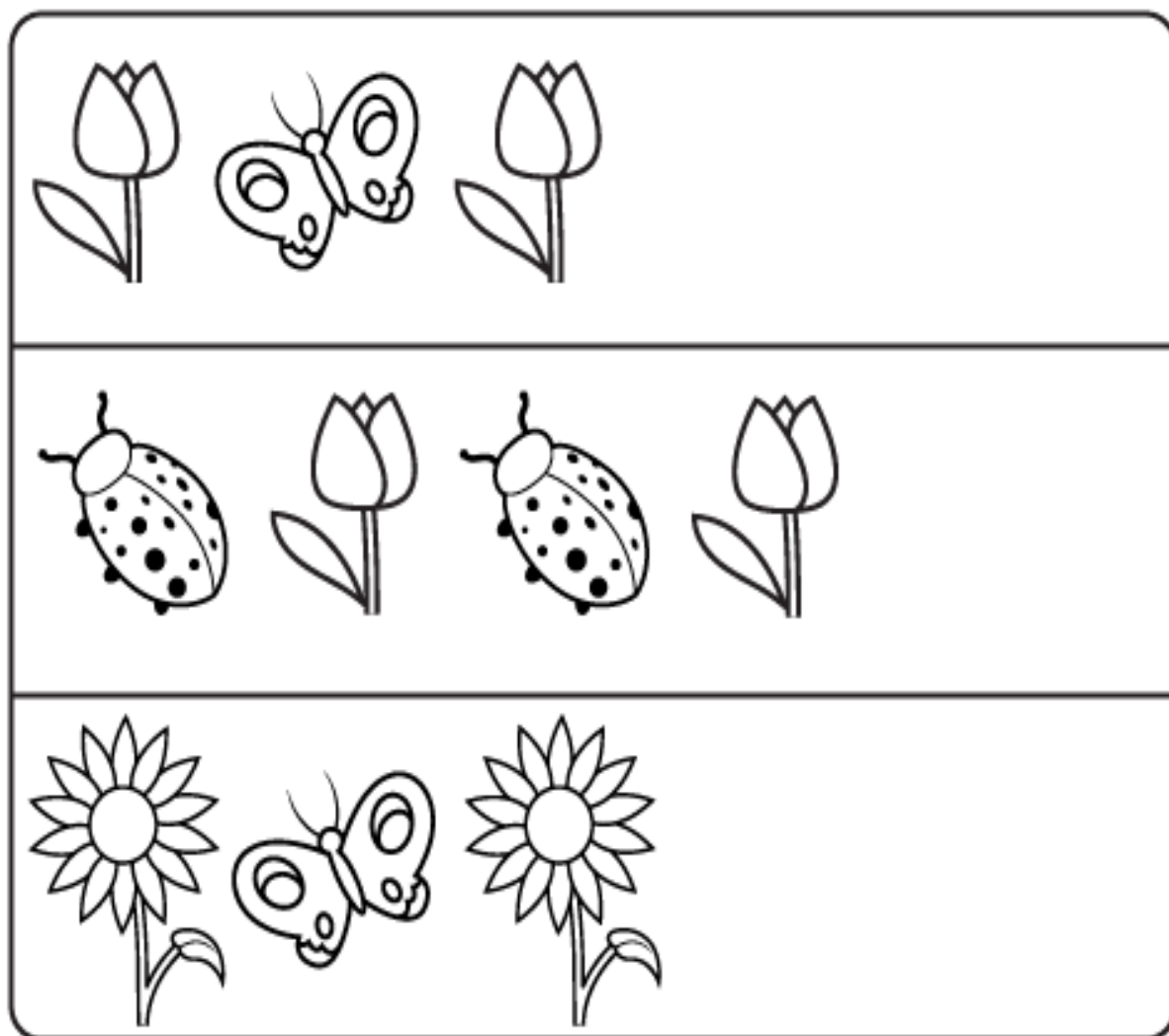
QUAL É A CASA DA TARTARUGA?



VAMOS AJUDAR O FULECO A FAZER
O GOL USANDO A SEQUÊNCIA DE
CORES:
-VERDE
-AMARELO
-AZUL





Recorte as figuras e cole-as na sequência correta.



© SMARTKIDS



1- LEVE CADA ANIMAL AO SEU ALIMENTO, COBRINDO O CAMINHO.



O LIVRINHO PERDIDO


HISTORINHO ERA UM LIVRINHO TRISTE.

ELE ESTAVA JOGADO NO PARQUE TODO SUJO E AMASSADO.

UM DIA, MILENA VIU HISTORINHO E O LEVOU PARA SUA CASA.

MILENA LIMPOU E CUIDOU DE HISTORINHO COM MUITO CARINHO.

OS DOIS FICARAM AMIGOS E NUNCA MAIS SE SEPARARAM.



✧-----✧


ESTUDANDO O TEXTO

1) RESPONDA:

- QUEM É HISTORINHO?



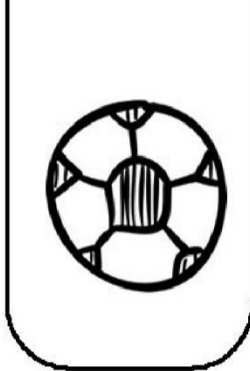

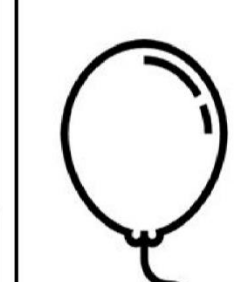


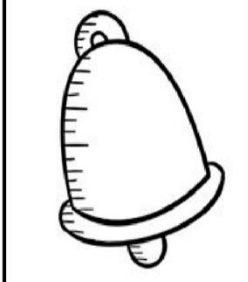


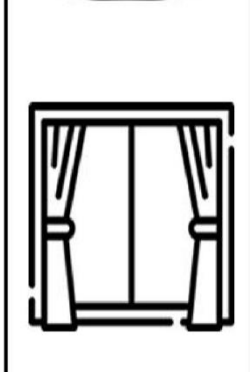
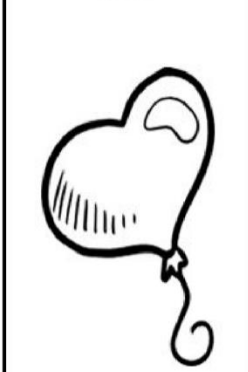









- FAÇA UM X NA EXPRESSÃO QUE REPRESENTA O HISTORINHO:





CORES E FORMAS

1- PINTE OS DESENHOS PARECIDOS COM A FORMA EM DESTAQUE COM A COR INDICADA.



RECORTE AS CORES E COLE NA QUE CORRESPONDE IGUAL A DO DESENHO.



ATIVIDADE COM FITA

GRAVAR UM VÍDEO COM O ALUNO DANÇANDO COM A FITA E POSTAR NO GRUPO DO WHATSAPP DA ESCOLA. SENDO QUALQUER MÚSICA DE SEU GOSTO.

- ❖ O ALUNO DEVE DURANTE O VIDEO REALIZAR ALGUNS DOS SEGUINTE MOVIMENTOS:
- ❖ EXECUTAR MOVIMENTOS CIRCULARES COM A FITA, SEM DEIXÁ - LA TOCAR O CHÃO.
- ❖ MOVIMENTOS CIRCULARES COM A FITA ACIMA DA CABEÇA; ❖ BALANCEAR A FITA AO LADO DO CORPO.
- ❖ BALANCEAR A FITA EM SEGUIDA PEGAR A PONTA DO CETIM COM A OUTRA MÃO
- ❖ FORMAR UM OITO COM A FITA NOS PLANOS FRONTAL, HORIZONTAL E VERTICAL.
- ❖ CRIAR NOVOS MOVIMENTOS.

VÍDEO COM EXEMPLOS - Ginástica rítmica com FITA - PARA INICIANTES



ACESSO EM : https://www.youtube.com/watch?v=T9Ed7d_f-o_o